



RADAR VERTICAL SWING TURNSTILE ME-314

The **ME-314 Supermarket Entrance Turnstile** has a slender, upright post with a horizontal arm or barrier that rotates in a vertical plane. It can work as a single(1pcs) or a pair(2pcs). The lane width of a single can be set to 600-1000mm. The lane width of a pair can be set to 600-2000mm, which can be used for wheelchair, luggage or bicycle access.

ME-314 can be set to allow access in a bi-direction or single-directional based on client's requirement. The exit direction is equipped with a radar sensor that automatically opens the gate when a person approaches. The radar sensing area is sector and the sensing range can be adjusted on the radar board.


Vertical supermarket entrance turnstiles are space-efficient and suitable for locations with limited space as they don't require much room for installation. These turnstiles are deployed in a wide range of environments, from public transit stations and airports to corporate offices, stadiums, and high-security facilities. They help regulate pedestrian flow and enhance security.



CP-314-Plexy-1



CP-314-Plexy-2



CP-314-Tube



PASSING SPEED



PASSAGE FOR DISABLE



BI-DIRECTION



110V-220V
POWER SUPPLY

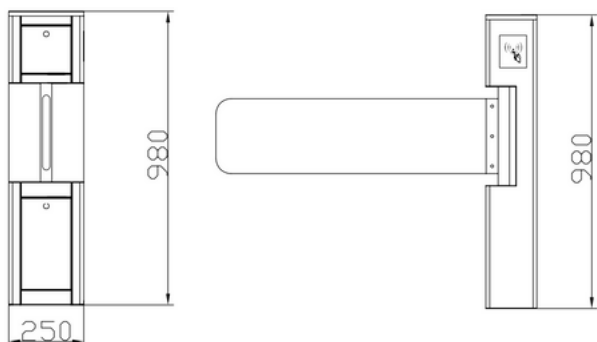


ANTI-TAILGATING



PROTECTIVE LEVEL

Dimension	250*190*1050mm(0.82*0.62*3.44ft) (standard)
Material	SUS 304
Swing arm Material	Stainless steel/ Acrylic
Passage Width (Single pcs)	600mm (1.97ft) -1000mm(3.28ft)
Passage Width of stainless steel arm (A pair)	600mm (1.97ft) -2000mm(6.56ft)
Passage Width of acrylic arm (A pair)	600mm (1.97ft) -1800mm(5.91ft)
Passage direction	Unidirectional/Bi-directional
Mechanism	DC Brushless Motor
Pass rate	30-35 persons/minute
Operating time	0.2 seconds
Power Supply	100V-240V 50/60Hz
Radar for automatic open	Unidirectional/Bi-directional
Open Signal	Passive Relay (Dry Contact)
Communication	RS485/RS232
MCBF	3,000,000 Cycles
Working Temperature	-40°C ~ 70°C
Working Environment	Indoor
Relative Humidity	95% Maximum



If you need a dimension drawing according to the site, please contact us.

• LED STRIP

The color of the light strip on the top cover changes color depending on the status of the gates.

• EMERGENCY EXIT

The function allows free passage in the event of an emergency or power outage, automatic reset when power is restored.

• WORKING DIRECTION

Single directional or Bi-directional is optional.

• AUTOMATIC RESET

The flap arms will lock automatically within 5s if a person delay to access. (The time can be adjusted in the control board)

• MEMORY FUNCTION

People can swipe cards several times at one time and then pass by together. When all people go through, the gate will close automatically.

• ANTI-PINCH

The bounced-back way and pinch strength can be adjusted in the main board.

• WORKING MODE

Single pcs or a pair.

• FAST UNLOCK

When there is a valid signal, the gate will unlock within 0.2s. (The time can be adjusted in the control board)

• AUTOMATIC EXIT

The exit can be set by radar.

• WIDE PASSAGE

2000mm passage is available.

• HIGH PERFORMANCE

Long service life with low operational cost.

- Dimension: Can be made according to the client's site.
- Optional use as a single (1pcs) or pair (2pcs).
- Material: 304 stainless steel to 316 stainless steel, or iron with powder coated (color can be customized).
- Swing arm material available in stainless steel or acrylic.
- The standard model only has radar in one direction. Radar can be added for free passage in both directions.
- Mounting base (for above floor wiring) and removable base (for temporary events) can be added.
- Cutouts can be customized to fit any reader. The cutouts can also be canceled.
- LOGO can be customized.
- Customized 3D drawings are available based on the site photos.
- OEM& ODM service is available.

• Please check with sales for customization fees.

Our gates come with relay signals and RS485/RS232 interfaces. You can use your own access control system, or we can provide a complete access control system to you.



Remote control



RFID card



QR code/ barcode



Counter



Face recognition



Fingerprint recognition



Coin/Card collection




Button




Radar



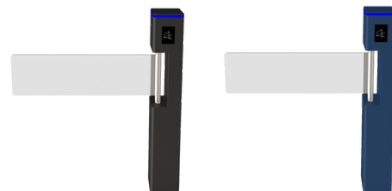
Cutouts can be customized to fit any reader.



Various swing arms available



Mounting base can be added.



Other frame colors available, RAL or RGB required.



Black



Gray



Green



Blue



Red



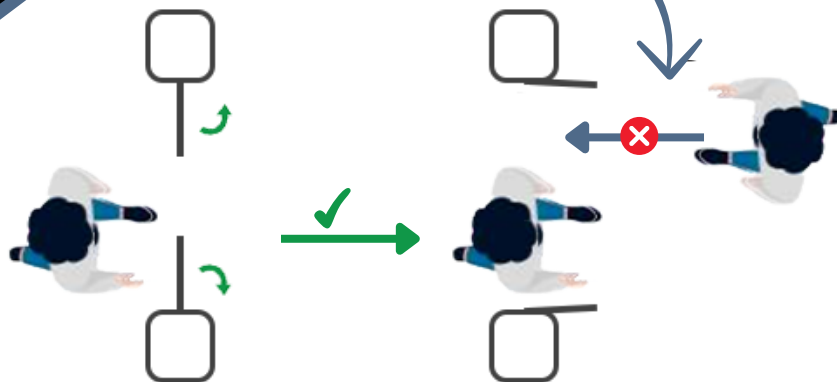
LOGO can be customized.



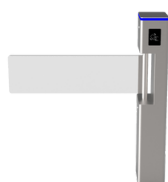
Powered of equipment
with Super Capacitor
Backup



The alarm gate monitors and audibly
signals unauthorized crossings by third
parties in the wrong direction.



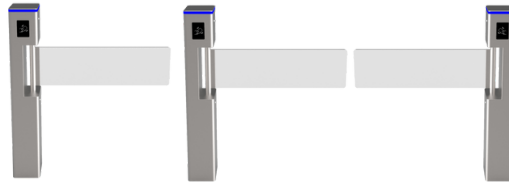
In case of a power outage, swing arms are unlocked
and open automatically.



One lane (Single one)



One lane (A pair)



Two lanes (Supports various combinations)

