
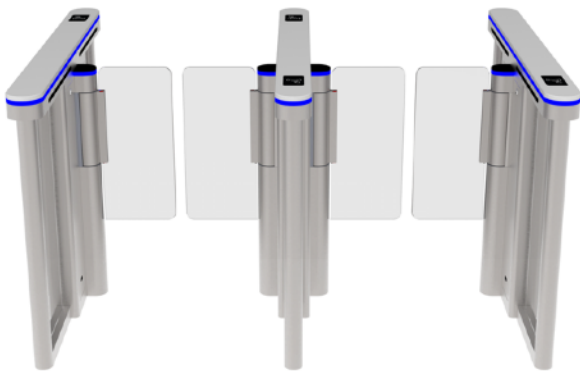


HIGH END SPEED GATE ME-A308



The **ME-A308 speed gates** open or close the passage with two swing arms. The swing arm will be opening in the same direction. These gates are characterized by their slender, compact design, making them suitable for locations where space is at a premium or where aesthetics are a consideration.

The top cover of ME-A308 is made of white marble, which makes the speed gate look more elegant. The speed gates can be customized in terms of design, color, and material to match the surrounding architecture and meet specific aesthetic preferences.

The ME-A308 mechanism uses cutting edge technology to min the size but ensure the high performance. They are also equipped with famous brand servo motor, which is fast speed , high barrier and wide lane. The passage height can be up to 1500mm above ground, which prevents people from going over the barriers. To prevent people from going over. The lane width can be set to 600-1200mm, which can be used for wheelchair, luggage or bicycle access.



PASSING SPEED



PASSAGE FOR DISABLE



BI-DIRECTION


110V-220V
POWER SUPPLY


ANTI-TAILGATING

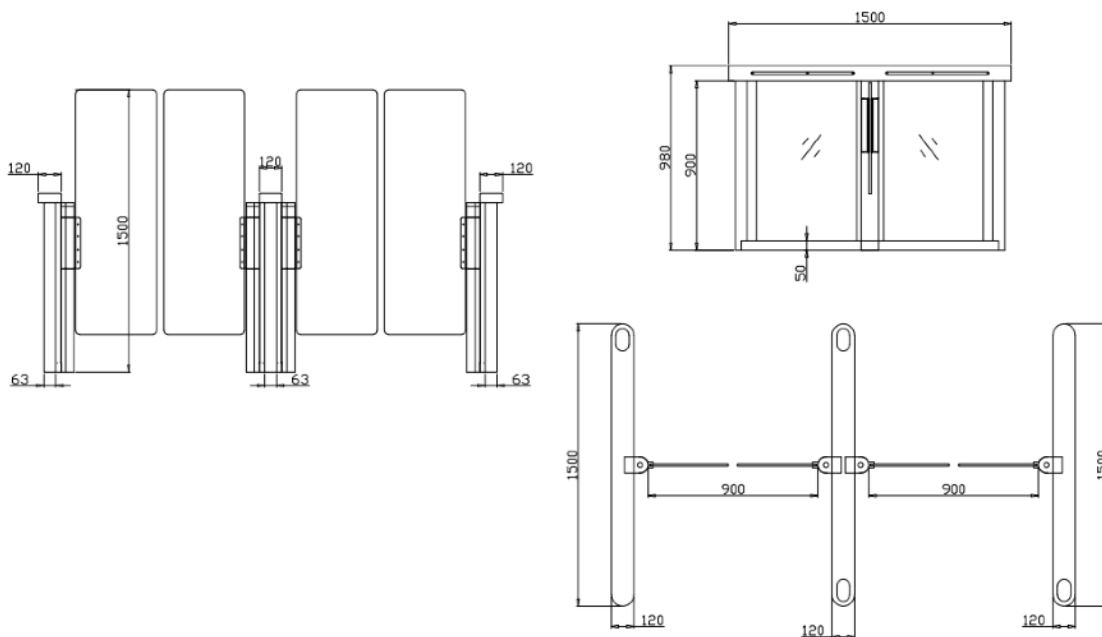


PROTECTIVE LEVEL

41

Dimension	1500*120*980mm (4.92*0.93*3.22ft) (standard)
Material	SUS 304 and white marble(standard)/ black marble
Swing arm Material	10mm Acrylic/ Tempered glass
Passage Width	600mm (1.97ft) -1200mm(3.94ft)
Passage Height	Standard 900mm(2.92ft) - Max 1500mm(4.92ft)
Passage direction	Unidirectional/Bi-directional
Mechanism	Servo Motor
IR Sensor	6 pairs
Pass rate	30-40 persons/minute
Operating time	0.2 seconds
Power Supply	100V-240V, 50/60Hz
Open Signal	Passive Relay (Dry Contact)
Communication	RS485
MCBF	3,000,000 Cycles
Working Temperature	-40°C ~ 70°C
Working Environment	Indoor
Relative Humidity	95% Maximum

- **SERVO MECHANISM** The gate with servo motor, it can make a wide and high door passgate. It is more convenient for luggage, ADA, or some special application.
- **LED ALERTS** Indicate traffic direction with highly-visible green and red. The LED on the side will change based on the status of the gates.
- **LANE STATUS LED** If the access is granted, the LED will be in green. In standby, the LED is blue. If denied access, the LED flash red.
- **ALARM FUNCTION** Infrared sensor alarm function, in case of illegal intrusion and reverse intrusion.
- **EMERGENCY EXIT** The function allows free passage in the event of an emergency or power outage, automatic reset when power is restored.
- **WORKING DIRECTION** Single directional or Bi-directional is optional.
- **AUTOMATIC RESET** The swing arms will lock automatically within 5s (adjustable) if a person delay to access.
- **ANTI-COLLISION** When the gates instantaneously encounter an impulse force that is beyond the safety range, the arm will automatic reset in place. The mechanism will not be damaged at all.
- **ANTI-PASS BACK** The gate will stay in lock if someone wants to entry in the reverse direction.
- **ANTI-TRAILING** The gate will alarm if more than one person passby without permission.
- **ANTI-INTRUSION** The gate is locked automatically until a valid open signal is sent. When there is a valid signal, the gate will unlock within 0.2s (adjustable) .



- Dimension: Can be made according to the client's site.
- Swing arm material available in glass or acrylic.
- Swing arm LED optional. The arms are more visible in the dark.
- Lights and infrared sensors can be added.
- Mounting base (for above floor wiring) and removable base (for temporary events) can be added.
- Cutouts can be customized to fit any reader. Swipe card icon can be cancelled
- LOGO can be customized.
- Customized 3D drawings are available based on the site photos.
- OEM& ODM service is available.

➤ Please check with sales for customization fees.

Our gates come with relay signals and RS485/RS232 interfaces. You can use your own access control system, or we can provide a complete access control system to you.



Remote control



RFID card



QR code/ barcode



Counter



Face recognition



Fingerprint recognition



Coin/Card collection




Button



Cutouts can be customized to fit any reader.



LOGO can be customized.



Other frame colors available, RAL or RGB required.



Black



Gray



Green




Blue



Red

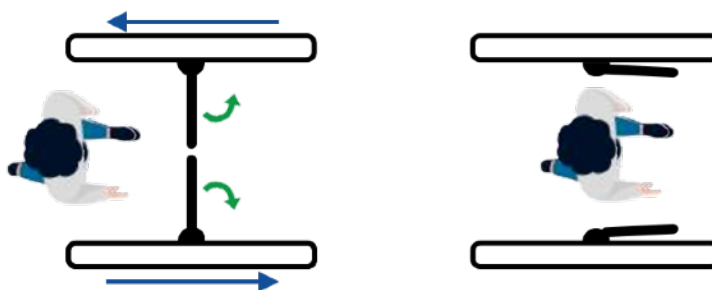


Mounting base






Powered of equipment
with Super Capacitor Backup




In case of a power outage, swing arms are unlocked
and open automatically.



One lane



Two lanes



Three lanes



www.mairseurope.eu



+48 662 778 757



office@mairseurope.eu